

Daily Quant/Technical Review

Lithium stocks keep going...

Unless otherwise denoted, all figures shown in C\$

We put together a custom Index of Lithium stocks that is testing multi-year highs last witnessed in 2011. The stocks are certainly extended near-term (+53% YTD and 13% > its 21 day MA) so a consolidation / correction could occur.

From a long-term perspective the chart is constructive - a “measured” move from the 2015 low to the late 2016 high suggests that our index could still double from here.

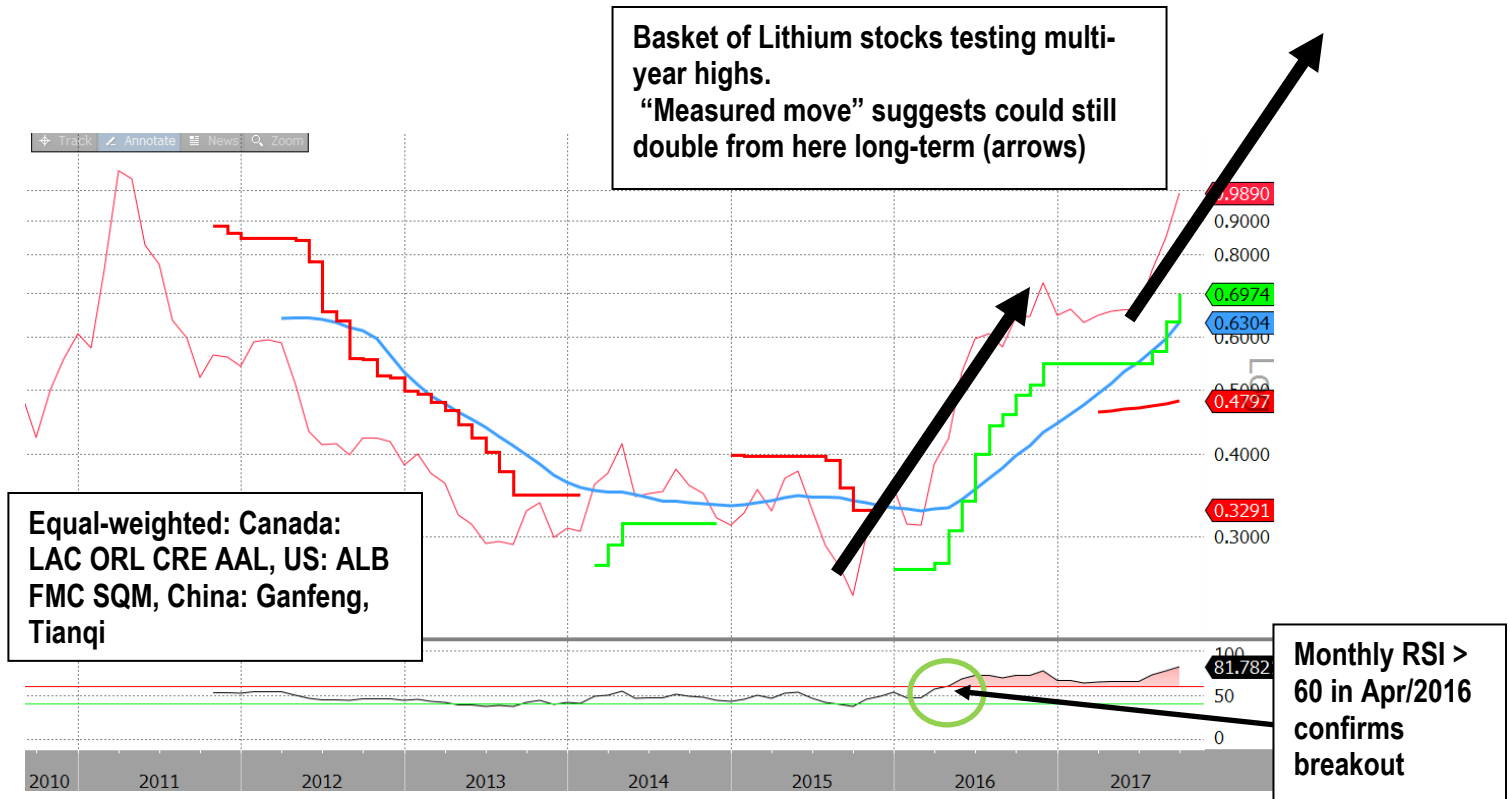
We review monthly charts with support / resistance levels of the bellwether **SQM** and individual Canadian stocks including: **CRE LAC ♦LSC ORL ♦NMX ♦NLC AAL**. **CRE LAC** are the strongest.

◆ During the past twenty-four months, Cormark Securities Inc., either on its own or as a syndicate member, participated in the underwriting of securities for these companies

Our disclosure statements are located at the end of this report

Lithium Stocks

Basket of Lithium stocks keeps going. Testing multi-year highs. Measured move suggests could still double from here long-term



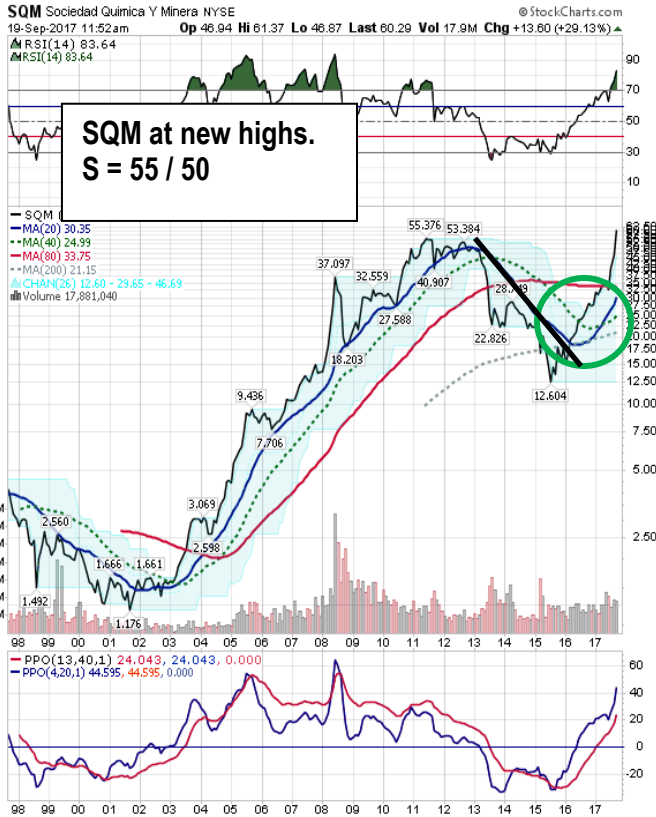
Lithium stocks		SORT		Relative Strength			
TICKER	NAME	Mrk Cap	Long-ter	Short-Term	5	10	20
002460 CH	JIANGXI GANFENG LITHIUM CO-A	63,692	1	1	22%	56%	110%
CRE	CRITICAL ELEMENTS CORP	252	1	3	20%	51%	96%
LAC	LITHIUM AMERICAS CORP	761	2	1	52%	70%	88%
002466 CH	TIANQI LITHIUM CORP-A	72,578	4	7	7%	28%	62%
SQM	QUIMICA Y MINERA CHIL-SP ADR	14,163	4	2	36%	56%	80%
FMC	FMC CORP	12,340	4	7	10%	19%	40%
ALB	ALBEMARLE CORP	14,625	5	8	11%	18%	34%
LSC	LSC LITHIUM CORP	146	6	10	-2%	-6%	
ORL	OROCOBRE LTD	933	7	5	25%	27%	31%
GXY AU	GALAXY RESOURCES LTD	1,136	7	6	39%	41%	31%
NMX	NEMASKA LITHIUM INC	558	9	4	23%	31%	27%
PLS AU	PILBARA MINERALS LTD	887	9	4	39%	45%	36%
NLC	NEO LITHIUM CORP	118	10	9	26%	23%	21%
AAL	ADVANTAGE LITHIUM CORP	81	10	10	34%	33%	3%

Strongest in Canada: CRE LAC

◆ During the past twenty-four months, Cormark Securities Inc., either on its own or as a syndicate member, participated in the underwriting of securities for these companies

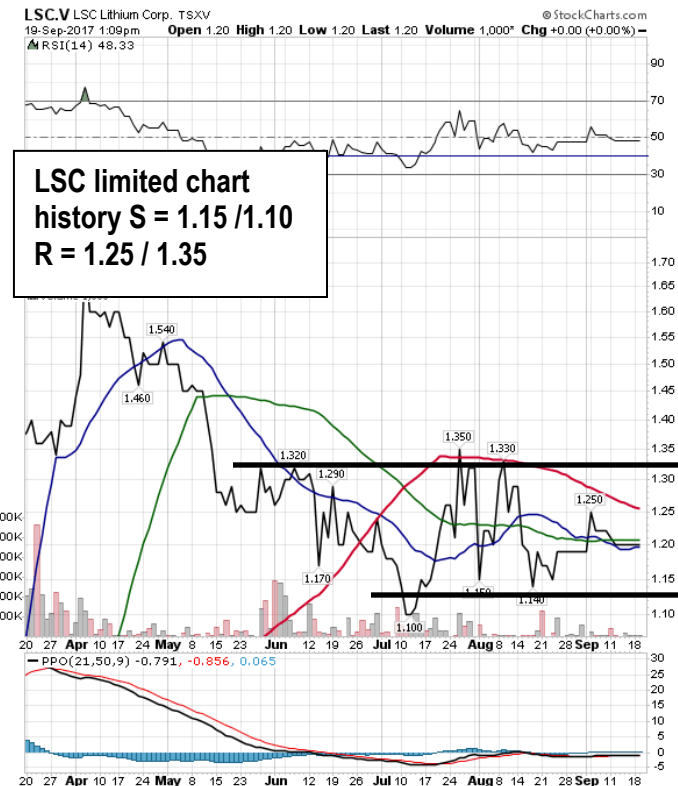
Lithium stocks

SQM
CRE LAC ORL NMX NLC AAL.



Lithium stocks

NMX AAL LSC NLC



I, Mark Deriet, hereby certify that the views expressed in this research report accurately reflect my personal views about the subject company(ies) and its (their) securities. I also certify that I have not been, and will not be receiving direct or indirect compensation in exchange for expressing the specific recommendation(s) in this report. Due to the nature of quantitative/technical analysis, the securities recommended or discussed in this report are not continuously covered and my opinions may change without notice. Investors should regard this report as providing stand-alone analysis and should not expect continuing analysis relating to the referenced issuers and/or securities. The observations of this quantitative/technical analysis may not be consonant with the views of Cormark Securities Inc.'s fundamental analysts.

A full list of our disclosure statements as well as our research dissemination policies and procedures can be found on our web-site at: www.cormark.com

RECOMMENDATION TERMINOLOGY

Cormark's recommendation terminology is as follows:

Top Pick	our best investment ideas, the greatest potential value appreciation
Buy	expected to outperform its peer group
Market Perform	expected to perform with its peer group
Reduce	expected to underperform its peer group

Our ratings may be followed by "(S)" which denotes that the investment is *speculative* and has a higher degree of risk associated with it.

Additionally, our target prices are set based on a 12-month investment horizon.

For Canadian Residents: This report has been approved by Cormark Securities Inc. ("CSI"), member IIROC and CIPF, which takes responsibility for this report and its dissemination in Canada. Canadian clients wishing to effect transactions in any security discussed should do so through a qualified salesperson of CSI. **For US Residents:** Cormark Securities (USA) Limited ("CUSA"), member FINRA and SIPC, accepts responsibility for this report and its dissemination in the United States. This report is intended for distribution in the United States only to certain institutional investors. US clients wishing to effect transactions in any security discussed should do so through a qualified salesperson of CUSA.

Every province in Canada, state in the US, and most countries throughout the world have their own laws regulating the types of securities and other investment products which may be offered to their residents, as well as the process for doing so. As a result, some of the securities discussed in this report may not be available to every interested investor. This report is not, and under no circumstances, should be construed as, a solicitation to act as securities broker or dealer in any jurisdiction by any person or company that is not legally permitted to carry on the business of a securities broker or dealer in that jurisdiction. This material is prepared for general circulation to all clients and does not have regard to the particular circumstances or needs of any specific person who may read it. This report is provided for information purposes only and does not constitute an offer or solicitation to buy or sell any securities discussed herein.

The information and any statistical data contained herein have been obtained from sources believed to be reliable as of the date of publication, but the accuracy or completeness of the information is not guaranteed, nor in providing it does CSI or CUSA assume any responsibility or liability. All opinions expressed and data provided herein are subject to change without notice. The inventories of CSI or CUSA, its affiliated companies and the holdings of their respective directors, officers and companies with which they are associated may have a long or short position or deal as principal in the securities discussed herein. A CSI or CUSA company may have acted as underwriter or initial purchaser or placement agent for a private placement of any of the securities of any company mentioned in this report, may from time to time solicit from or perform financial advisory, or other services for such company. The securities mentioned in this report may not be suitable for all types of investors; their prices, value and/or the income they produce may fluctuate and/or be adversely affected by exchange rates.

No part of any report may be reproduced in any manner without prior written permission of CSI or CUSA.